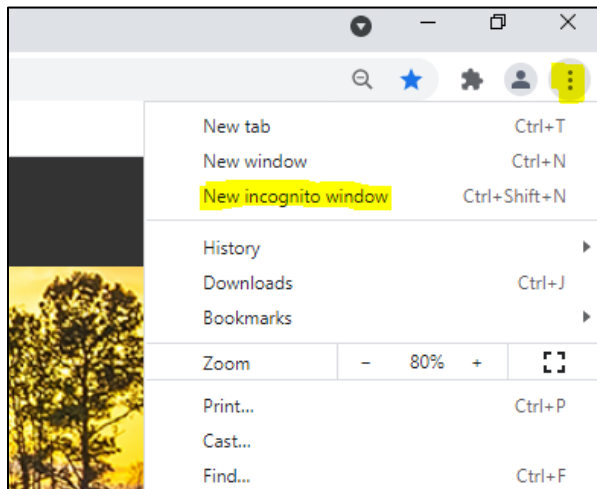


NFC Foundation Scholarship Application Log-in Instructions

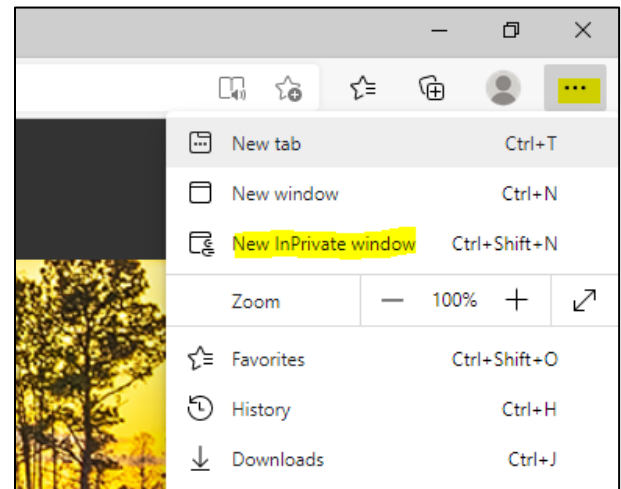
Students must log in using their MyNFC Email and Password to access the following Scholarship Applications: Fall, Spring, Summer, and High School Senior.

- If you are a new student, you must complete the admissions process to create your MyNFC Account. Please contact the NFC Admissions Office to check on the status of your admissions application: 850.973.1622 | 850.973.9405 | 866.937.6322 | Admissions@nfc.edu
- If you need assistance setting up your MyNFC Email, please contact NFC Computer Services: 850-973-1672 | computerservices@nfc.edu
- If you are an admitted student, know your MyNFC email and password, and are still have difficulty logging into the application, please follow the steps below, recommended by NFC Computer Services:

Please try accessing the scholarship application again in **Private or Incognito Mode**.



Google Chrome, Incognito Window



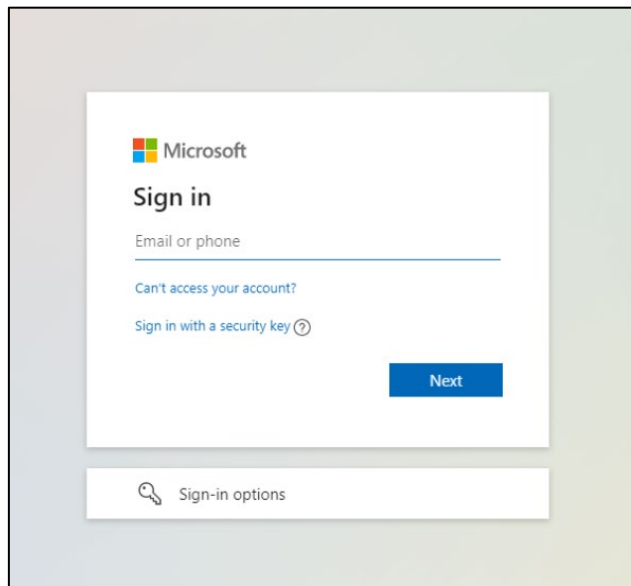
Microsoft Edge, InPrivate Window

Once your browser opens a Private/Incognito window, enter the following URL in the search bar to return to the NFC Foundation Scholarship Webpage:

<https://www.nfc.edu/foundation-giving/scholarships/index.html>

Click on the desired scholarship application link. The following image is the screen that you *should* see after clicking on the Scholarship Application link in the Private/Incognito window.

You should now be able to enter your MyNFC email and password.



If you continue to receive an error message or if you have difficulty using the private or incognito mode, please email foundation@nfc.edu or call 850-973-9414 for further assistance.